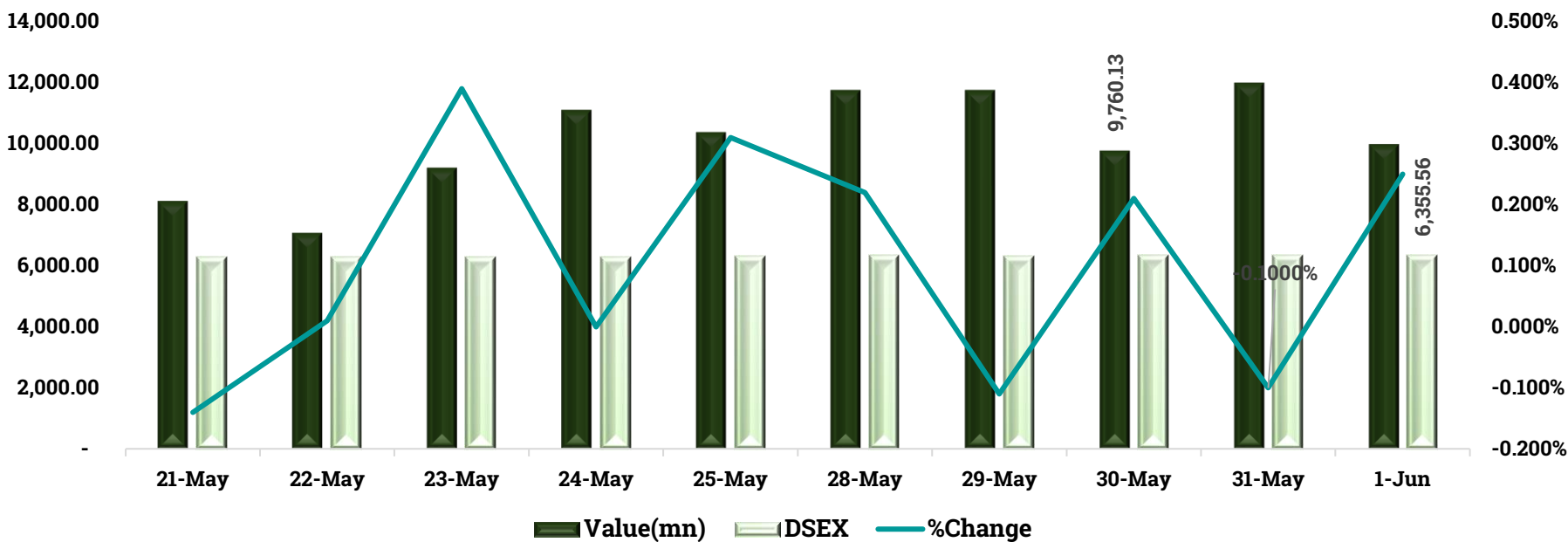


Weekly Stock Market Report

WEEKLY MARKET UPDATE 25 May-01 June 2023



DSEX Market & Turnover



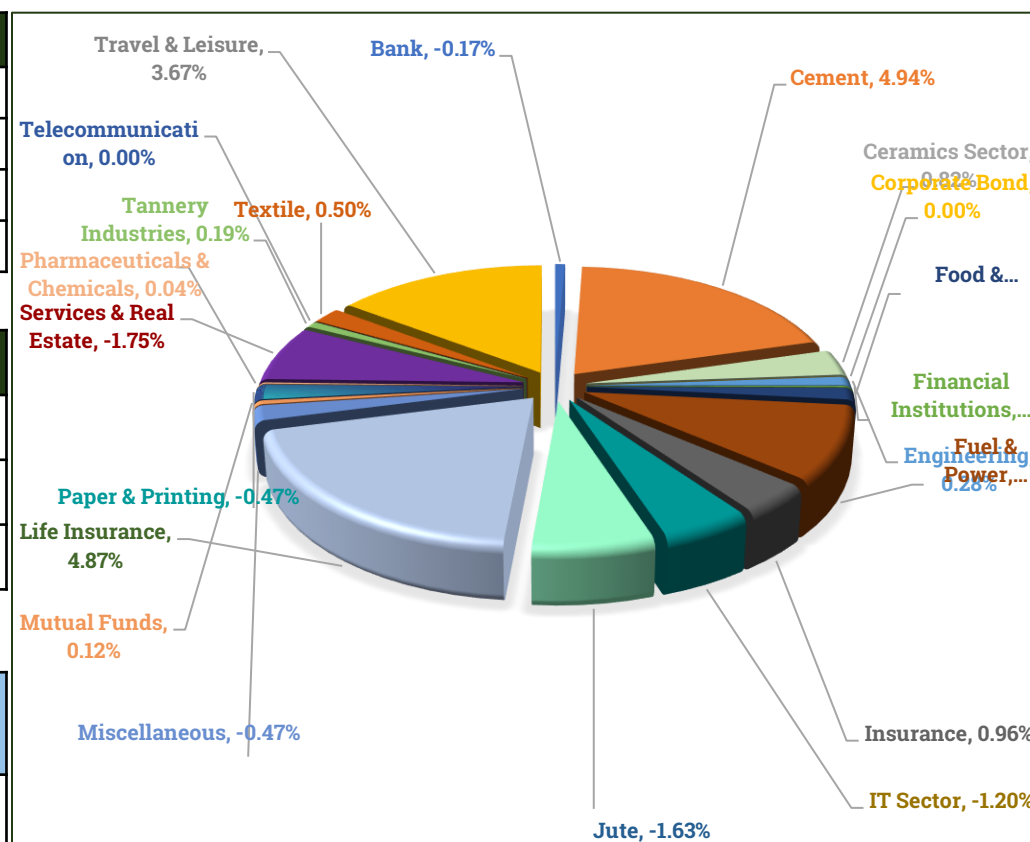
DSE Index Summary

Index	01-June-23	25-May-23	Point Change	% Change
DSEX	6355.55553	6325.7318	29.824	0.471%
DSES	1379.56656	1370.77976	8.787	0.641%
DSE30	2201.33246	2198.50135	2.831	0.129%

Sector wise weekly Turnover Change Contribution

MARKET CAPITALISATION	
1. EQUITY	4514276858382.07
2. MUTUAL FUND	37776487204.04
3. DEBT SECURITIES	3190759298893.40
TOTAL	7742812644479.51

TOTAL TRANSACTIONS	
A. NO. OF TRADES	204608
B. VOLUME(Nos.)	153872354
C. VALUE(Tk)	9978332195.10



Issues Advanced	Issues Declined	Issues Unchanged
105	71	188

Weekly Stock Market Report



WEEKLY MARKET UPDATE 25 May-01 June 2023

Weekly observation

Economic Update		
Forex Reserve Gross (Apr-2023)	30965.3	USD in Mn
Call Money Rate (31-05-2023)	6.13	Weighted Average Interest Rate
Inflation Rate (Point to Point)	9.33%	Mar-23
Consumer Price Index	339.07	Mar-23

COPPERTECH: Credit Rating Result

ARGUS Credit Rating Services Limited (ACRSL) has announced the Company as "A-" in the long term and "ST-3" in the short term along with Stable outlook based on audited financials of the Company up to June 30, 2022, un-audited financial statements ending March 31, 2023 and other relevant quantitative as well as qualitative information up to the date of rating declaration.

Weekly Top Performer

Top 10 Gainer (Closing Price-All companies)		
Company	% Change	Close price
MEGHNALIFE	9.9648	93.8
MEGHNACEM	9.9187	67.6
TILIL	9.78	44.9
OIMEX	9.7561	27.0
PRIMELIFE	8.9394	71.9
HEIDELBCEM	8.6433	297.9
BEACHHATCH	8.5511	45.7
PRAGATILIF	8.4373	147.8
RSRMSTEEL	8.2524	22.3
PROGRESLIF	7.9172	88.6

Top 10 Loser (Closing Price-All companies)		
Instrument	% Change	Close price
JUTESPINN	-8.73%	379.50
IMAMBUTTON	-8.36%	106.30
NTC	-7.26%	531.10
LEGACYFOOT	-5.18%	108.00
UCB	-4.62%	12.40
ZEALBANGLA	-4.47%	136.60
FEDERALINS	-3.99%	29.30
SINOBANGLA	-3.63%	78.00
MIDASFIN	-3.45%	11.20
EHL	-2.51%	105.00

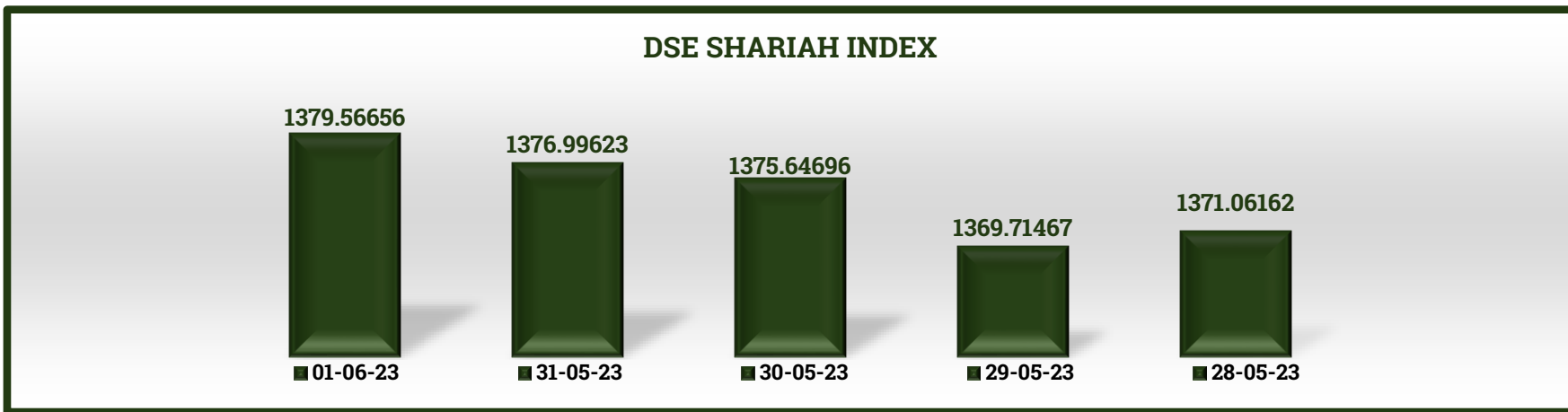
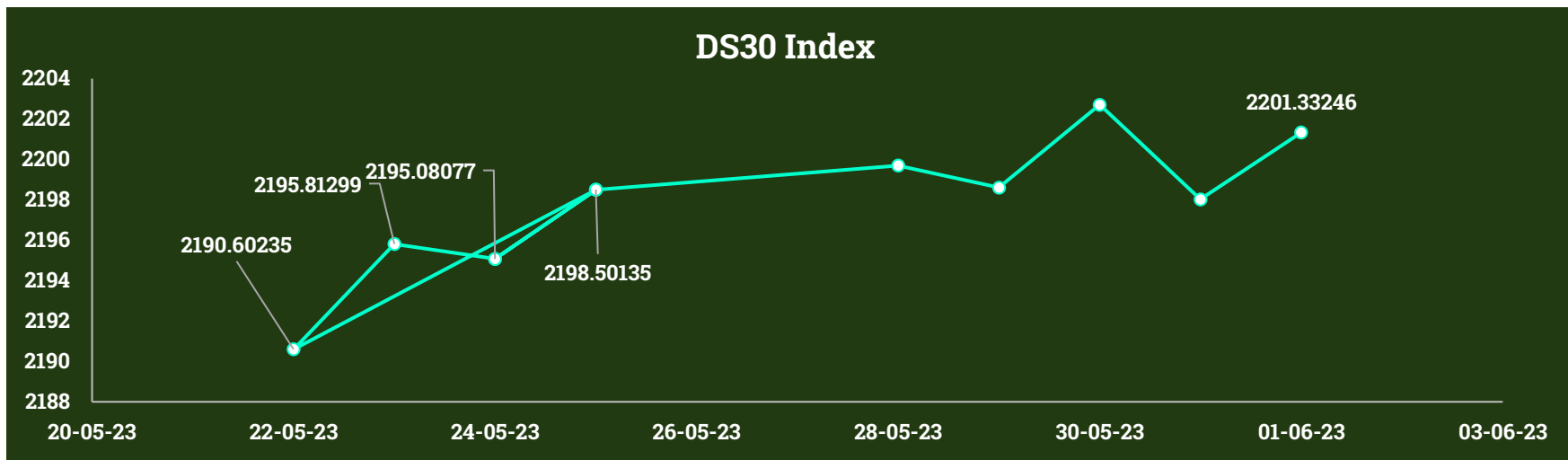
Top 10 Companies by Turnover Value		
Company	% change	Turnover Value in Tk.
GEMINISEA	0.71%	497.77
INTRACO	6.33%	363.47
SEAPEARL	6.28%	331.3
MEGHNALIFE	9.96%	328.41
NAVANAPHAR	-1.68%	316.18
RUPALILIFE	5.89%	290.38
LHBL	1.13%	257.03
UNIQUEHRL	-2.04%	230.14
PRAGATILIF	8.44%	226.08
EHL	-2.51%	220.96

Market Parameter			
Variables	31 May 2023	30 May 2023	Change
Market Annualized PE	19.6	19.62	-0.10%
Turnover Velocity	29.71%	29.34%	0.37%
Market RSI (14 Days)	71.59	75.12	-4.70%
Market MFI (14 Days)	73.55	66.8	10.10%
Dividend Yield	3.21%	3.20%	0.01%
Market Cap (BDT Bn)	7737.19	7739.28	-0.03%
Market Cap (USD bn)	72.28	72.30	-0.03%
Market Cap to GDP Ratio	19.48%	19.49%	-0.01%

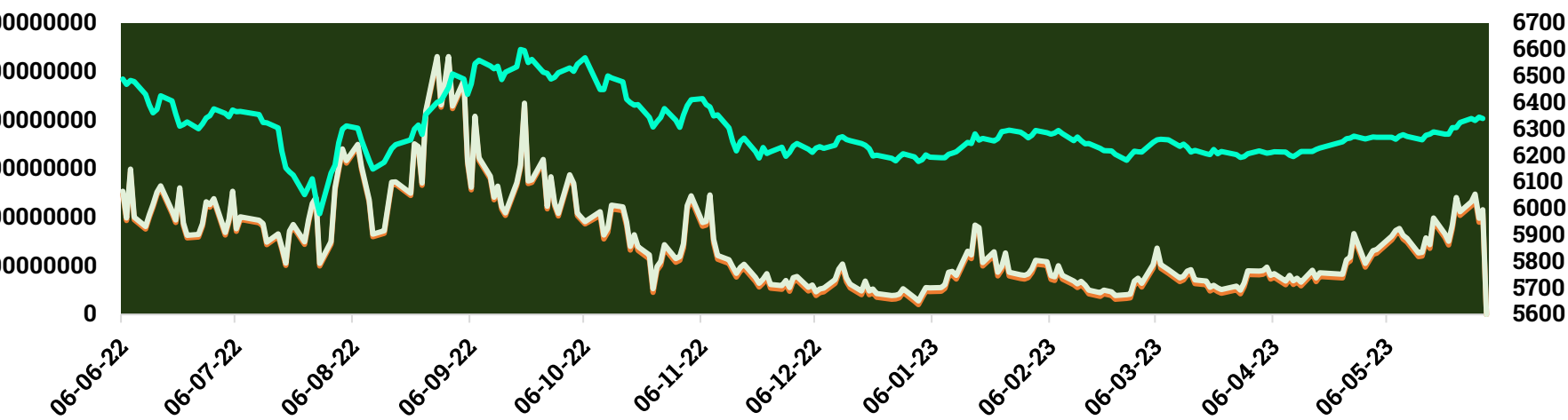
Weekly Stock Market Report



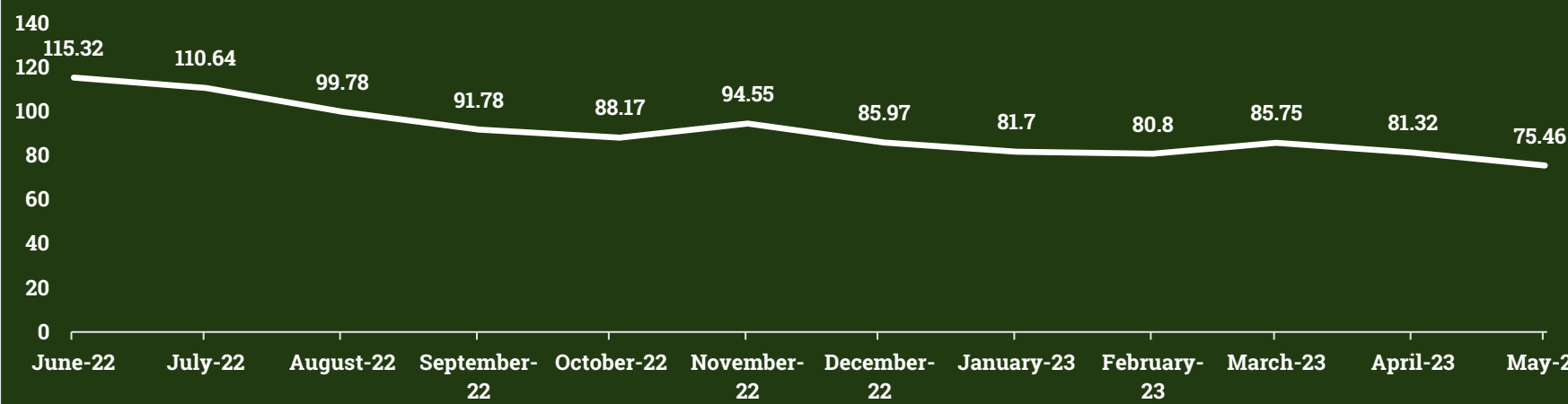
WEEKLY MARKET UPDATE 25 May-01 June 2023



DSEX Index, Total Volume, Total Market cap in 2023



International Brent Crude Oil Spot price Chart



Weekly Stock Market Report



WEEKLY MARKET UPDATE 25 May-01 June 2023

Currency Update- 01-06-2023

Currency	Buy	Sell
Saudi Riyal (SAR)	28.3939	28.6606
UAE Dirham (AED)	28.9954	29.2676
Kuwaiti Dinars (KWD)	346.2514	349.5026
US Dollar (USD)	107.0000	107.0400
EURO (EUR)	113.8166	114.8853
Pound sterling (GBP)	132.4221	133.6655
Japanese Yen (JPY)	0.7595	0.7666
Swiss franc (CHF)	116.9173	118.0151
Australian Dollar (AUD)	69.5581	70.2094
Canadian Dollar (CAD)	78.6638	79.4010
Swedish Krona (SEK)	9.8246	9.9169
Singapore Dollar (SGD)	78.7984	79.5383
Chinese Yuan (CNY)	15.0761	15.2167
Norwegian Krone (NOK)	9.6323	9.7227
Hong Kong Dollar (HKD)	13.5983	13.7260
Danish Krone (DKK)	15.2839	15.4274

**SOURCE :
STANDARD
CHARTERED
BANK**

Commodity Price

	01-June-23	Change	Change %
Brent Crude Oil (USD/bbl.)	73.36	0.35	0.48
NYMEX Natural gas (\$ per mmbtu)	2.27	-0.04	-1.73
Wheat (KCB) (USD/bu.)	601.00	18.00	3.09
Sugar (USDLb.)	25.06	-0.06	-0.24
Cotton (USD/lb.)	81.44	1.71	2.14
Gold (USD/t oz.)	1960.51	3.93	0.20
LME 3mth Copper (\$ per mt)	8089.00	-34.00	-0.42
Spot Silver (\$ per troy ounce)	23.51	0.28	1.21

MACROECONOMIC INDICATORS

Indicators/Years	2017	2018	2019	2020	2021	2022
GDP	\$293.75B	\$321.38B	\$351.24B	\$373.90B	\$416.26B	\$420.52
Per Capita GDP	\$1,840	\$1,991	\$2,154	\$2,270	\$2,503	\$2687
GDP Growth	6.59%	7.32%	7.88%	3.45%	6.94%	7.25%
GNI	\$266.71B	\$329.87B	\$366.49B	\$385.22B	\$435.53B	
Population	161,793,964	163,683,958	165,516,222	167,420,951	169,356,251	171,186,372
Trade Balance	\$-12.81B	\$-23.03B	\$-18.93B	\$-20.14B	\$-26.63B	-
Foreign Direct Investment	\$1.81B	\$2.42B	\$1.91B	\$1.53B	-	-
Unemployment Rate	4.2	4.3	4.2	5.3	5.2	-
Import Prices	237.18	246.03	259.38	269.73	283.38	-
GDP Deflator	208.44	219.37	229.41	240.29	249.42	-

Weekly Stock Market Report



WEEKLY MARKET UPDATE 25 May-01 June 2023

Sector Statistics

SL NO	Sector	Total Closing Price	Current EPS	P/E	Market Cap(Crore)	Market Cap (%)	Traded Company
1	Bank	611.2	86.2	7.23	65,846.13	8.50%	33
2	Cement	661.1	46.72	18.52	12,797.03	1.65%	7
3	Ceramics Sector	215.4	2.56	88.27	3,203.72	0.41%	5
4	Corporate Bond	0	0	0	3,367.93	0.43%	1
5	Debenture	0	0	0	9.84	0.00%	0
6	Engineering	4,245.60	50.23	82	53,178.90	6.87%	43
7	Financial Institutions	474.2	16.52	39.7	18,724.49	2.42%	18
8	Food & Allied	6,114.10	162.39	42.55	40,167.44	5.19%	23
9	Fuel & Power	4,616.20	186.53	20.14	45,654.80	5.90%	22
10	Insurance	2,564.50	120.04	20.35	18,781.07	2.43%	57
11	IT Sector	621.3	21.72	27.11	4,423.66	0.57%	11
12	Jute	470.7	4.06	115.94	389.97	0.05%	3
13	Miscellaneous	2,778.50	114.58	22.21	23,106.20	2.98%	17
14	Mutual Funds	3,136.00	284.27	19.59	4,715.58	0.61%	28
15	Paper & Printing	1,271.50	41.53	38.22	4,264.32	0.55%	6
16	Pharmaceuticals & Chemicals	12,785.40	396.03	30.87	72,276.90	9.33%	37
17	Services & Real Estate	240.3	9.16	32.01	2,969.36	0.38%	4
18	Tannery Industries	1,377.80	49.74	38.28	3,429.16	0.44%	6
19	Telecommunication	535.5	40.33	12.93	58,023.18	7.49%	3
20	Textile	1,872.10	62.15	30.83	17,194.25	2.22%	52
21	Travel & Leisure	303.7	16.25	18.02	5,537.62	0.72%	3
22	Treasury Bond	0	0	0	54,772.84	7.07%	0

Global Indices

Index

AMERICA	Open	Prev Close
Dow Jones (USA)	32,948.71	33,042.78
NASDAQ 100 (USA)	12,968.38	13,017.43
S & P 500 (USA)	4,190.74	4,205.52
EUROPE	Open	Prev Close
MDAX (Germany)	26,630.55	26,795.41
CAC 40 (France)	7,136.17	7,209.75
FTSE 100 (Britain)	7,522.07	7,522.07
ASIA	Open	Prev Close
Hang Seng (Hong Kong)	18,190.27	18,234.27
Kospi (Republic Of Korea)	2,572.56	2,577.12
Nikkei 225 (Japan)	30,886.01	30,887.88
Sensex (India)	62,736.47	62,622.24
Shanghai Composite (China)	3,196.15	3,204.56
NIFTY 50	18,579.40	18,534.40

POLICY RATE

Rate Name	%
Repo Rate	6.00%
Special Repo Rate	9.00%
Rev Repo Rate	4.25%
Bank Rate	4.00%

RESERVE RATIO

	SLR	CRR
Traditional Banking	13%	4.00%
Islamic Banking	5.50%	4.00%
Deposit Taker FIs	5%	1.50%
Non Deposit Taker FIs	2.50%	

Weekly Stock Market Report



WEEKLY MARKET UPDATE 25 May-01 June 2023

Weekly Block Transactions June 01

Instr Code	Max Price	Min Price	Trades	Quantity	Value(In Mn)
AAMRANET	81.7	75.6	2	37202	2.948
ACFL	25	25	1	20000	0.5
ACI	238	238	1	2500	0.595
ACMEPL	38.9	38.9	1	25700	1
ANWARGALV	195	194.7	8	35714	6.954
AOL	35.4	32.9	6	264941	8.803
APEXTANRY	100	100	1	5000	0.5
BATBC	485	479.8	13	32055	15.401
BBSCABLES	49	49	1	15000	0.735
BDLAMPS	230.2	230.2	2	4375	1.007
BDTHAIFOOD	31.4	31.4	1	22200	0.697
BEACHHATCH	43	42.3	3	95000	4.07
BEACONPHAR	230	230	1	2500	0.575
BENGALWTL	25	25	1	20000	0.5
BEXGSUKUK	85	85	1	6000	0.51
BEXIMCO	115.5	104.1	5	111311	11.815
BRACBANK	39	32.3	3	264083	8.787
BSC	130	130	1	450000	58.5
BSCCL	199.8	199.8	2	5200	1.039
BSRMLTD	90	90	1	248500	22.365
BXPHARMA	140	137.7	11	70552	9.837
CITYBANK	19.4	19.4	1	48375	0.938
CONFIDCEM	81.2	80.9	2	18750	1.521
DESCO	33.5	33	12	430000	14.212
DOMINAGE	14.6	14.6	2	70000	1.022
EASTERNINS	60	60	1	10000	0.6
EBLNRBMF	7.1	5.9	3	376356	2.475
EGEN	40.7	40.7	5	237300	9.658
FAREASTLIF	69.3	69.3	1	7478	0.518
FEDERALINS	32.8	32.8	1	15899	0.521
FEKDIL	20	18.4	2	99400	1.939
FINEFOODS	101	85	3	65068	6.395
FUWANGFOOD	21.2	21.2	2	80000	1.696
GEMINISEA	857	780	5	11890	9.775
GIB	8.1	7.9	4	337500	2.712
GP	261.6	261.6	9	22075	5.775
GSPFINANCE	27.5	27.3	3	113740	3.109
HEIDELCEM	285	285	1	2000	0.57
HRTEX	115.1	115.1	2	10351	1.191
IBNSINA	280	280	1	5000	1.4

Weekly Stock Market Report



WEEKLY MARKET UPDATE 25 May-01 June 2023

Weekly Block Transactions June 01

Instr Code	Max Price	Min Price	Trades	Quantity	Value(In Mn)
IDLC	44	44	1	11400	0.502
INTRACO	48.6	43.2	3	98500	4.423
ISLAMIBANK	29.4	29.4	1	183879	5.406
KDSALTD	70	70	1	10000	0.7
LANKABAFIN	24	24	1	23235	0.558
LHBL	71	63.9	2	85284	5.542
LOVELLO	34.2	34.2	1	14800	0.506
LRBDL	37.9	31.6	5	89300	2.993
MEGHNACEM	63	63	1	8500	0.535
MONOSPOOL	319.4	319.4	1	3950	1.262
NAHEEACP	60.1	60.1	1	11000	0.661
NBL	8.1	8.1	1	200000	1.62
NPOLYMER	47.1	46.3	8	100288	4.687
NRBCBANK	15.2	15.2	1	40000	0.608
OIMEX	24.7	24.7	1	50000	1.235
ORIONPHARM	73.3	71.7	14	103000	7.414
PARAMOUNT	62	62	1	8470	0.525
PF1STMF	10.1	10.1	1	200000	2.02
PHARMAID	790.7	790.7	1	639	0.505
POPULARLIF	84	82.5	2	50500	4.175
POWERGRID	52	52	1	385000	20.02
PRAGATILIF	144.6	129	11	480452	63.464
PTL	75	74	2	13900	1.035
QUASEMIND	58.1	58.1	1	32995	1.917
RAHIMAFOD	286	286	1	1800	0.515
RUPALILIFE	216.5	180	15	542517	100.959
SAIHAMCOT	16.4	15.4	2	63500	1.009
SALVOCHEM	67.7	55.7	4	62497	3.729
SEAPEARL	215	199	18	501800	103.544
SHEPHERD	21.6	21.6	1	40925	0.884
SINGERBD	136.9	136.9	1	10000	1.369
SONALIPAPR	657.3	570	6	12971	7.929
SPCL	59	59	2	40000	2.36
SQURPHARMA	208.5	204	26	99370	20.55
SUMITPOWER	32	32	1	70000	2.24
TITASGAS	41.2	41.2	1	12250	0.505
TOSRIFA	26.1	26.1	1	36000	0.94
UNIONBANK	8.2	8.1	2	181300	1.48
UNIQUEHRL	83.9	83.9	3	48100	4.036
WATACHEM	182.7	182.7	1	3231	0.59

Weekly Stock Market Report

WEEKLY MARKET UPDATE 25 May-01 June 2023



Disclaimer

DISCLAIMER: This document has been prepared by the Research Team of Islami Bank Securities Limited (IBSL) for information only of its clients residing both in Bangladesh and abroad, on the basis of the publicly available information in the market and own research. This document has been prepared for informational purposes only and does not solicit any action based on the material contained herein and should not be taken as an offer or solicitation to buy or sell or subscribe to any security. Neither IBSL nor any of its directors, shareholders, member of the management, or employees represents or warrants expressly or impliedly that the information or data of the sources used in the documents are genuine, accurate, complete, authentic, and correct. However all reasonable the consequences thereof any claim or demand for such consequences shall be rejected outright by IBSL or by any court of law.

Data Source: Bangladesh Bank, Dhaka Stock Exchange, Bangladesh Securities and Exchange Commission,

*** Follow Us



Islami Bank Securities limited - IBSL



Islami Bank Securities Limited (IBSL)



islami_bank_securities_limited [@IBSL]



Islami Bank Securities Limited [@IBSL2010]



Islami Bank Securities Limited @islamibanksecuritieslimited

Sylhet Digital Booth :

Galeria Shopping Complex,
West Zinda Bazar ,Sylhet
Phone : 01321-220375

khulna Digital Booth :

Akankha Center (3rd Floor),
4/b,Babystand
,Dakbangla,Khulna
Phone : 01321-220372
IPO No: 90005

Chattogram Branch :

3,Sheikh Mujib Road (level-1),
Agrabad,Chattogram
Phone : 02-41370203
Cell : 01755-645329 & 01787-692079

Head Office :

20, Dilkusha (5th floor) C/A, Dhaka-1000
Phone : 02-47119116, 02-47119021,
02-47119153. Ext. 107 -111-113
Cell : 01730-397300 & 01709-655796

Dilkusha Extension of Head Office :

63, Dilkusha (5th floor) C/A, Dhaka-1000
Phone : 02-9568429
Cell : 01755-645328

Motijheel Extension of Head Office :

161, Motijheel (5th floor)C/A,
Dhaka-1000
Phone : 01730-397305
& 01730-374836